

CÔNG NGHỆ và ĐẠY GIÁO LÝ

Presenters:

Vy Thai

GLVN-GXCBN

8/10/2025

Agenda



1. **Goi y cach tim kiem tai lieu**
2. **Goi y cach sap xep bai giang**

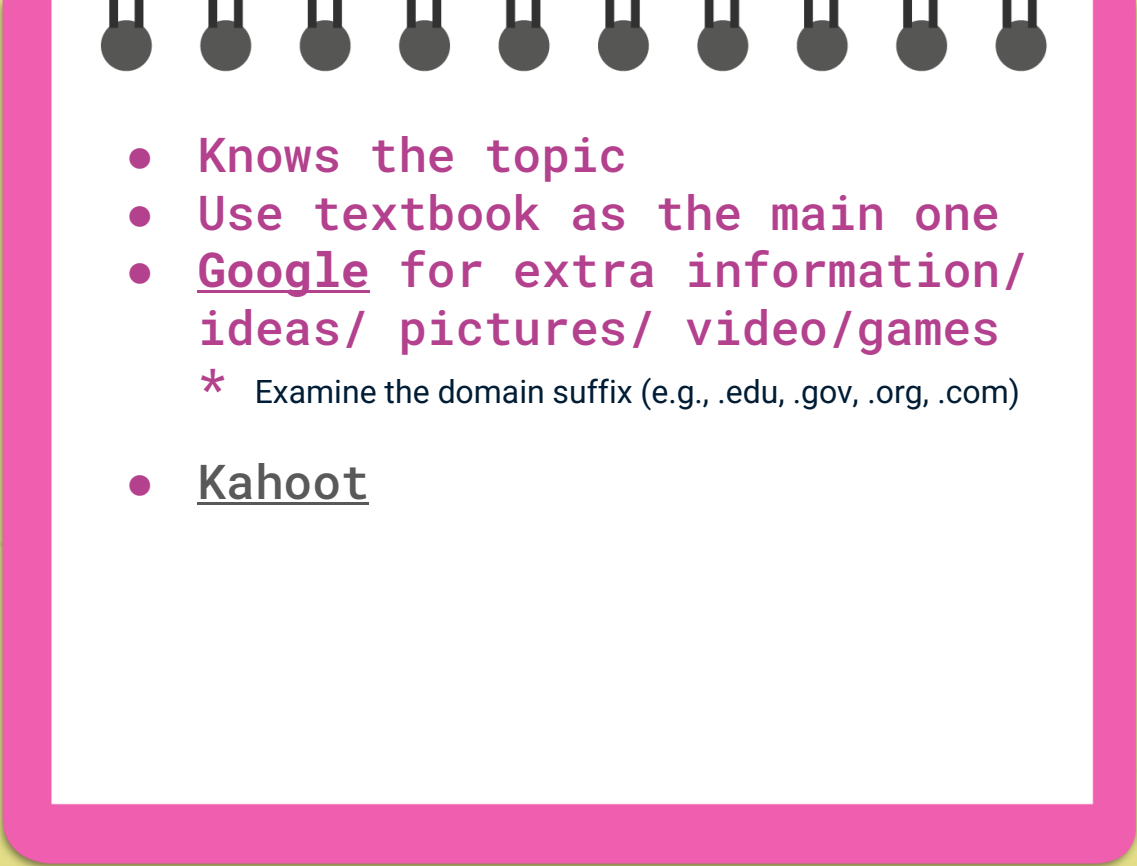


3. **Goi y cach trinh bay**
4. **Thay co chia se kinh nghiem**

A graphic of a spiral-bound notebook with a white page and a pink cover. The spiral binding is at the top. On the left side, there are two horizontal tabs: a green one on top and a pink one below it. The page contains the number '01' in a large, bold, black font, centered within a light green oval. Below the oval, the text 'Goi y cach tim kiem tai lieu' is written in a bold, pink font.

01

Goi y cach tim kiem tai lieu

- 
- Knows the topic
 - Use textbook as the main one
 - Google for extra information/
ideas/ pictures/ video/games
 - * Examine the domain suffix (e.g., .edu, .gov, .org, .com)
 - Kahoot

A graphic of a spiral-bound notebook with a white page and a pink cover. The spiral binding is at the top. On the left side, there are two overlapping rectangular tabs, one light green and one pink. In the center of the page, the number '02' is displayed in a large, bold, black font, enclosed within a light green, hand-drawn oval shape. Below the number, the text 'Goi y cach sap xep bai giang' is written in a bold, pink font.

02

Goi y cach sap xep bai giang

Key Components of a Lesson Plan

Introduction:
Engaging opening
to introduce the
lesson (*waken their
curiosity and
connect prior
knowledge*)

Agenda:
List the main
tasks we will
complete by the
end of class

Objective:
Clear goals for
what students
should learn

Closure: Summary and
reflection on what
was learned (*verbal,
writing, singing,
praying, etc*)

Activities:
Main
instructional
activities and
student
engagement





03

Goi y cach trinh bay

Tips for Effective Lesson Delivery



Engage Students

Use interactive and varied teaching methods: storytelling, gamify the lesson
(ex: Kahoot, group discussion, presentation, think-pair-share)



Check for Understanding

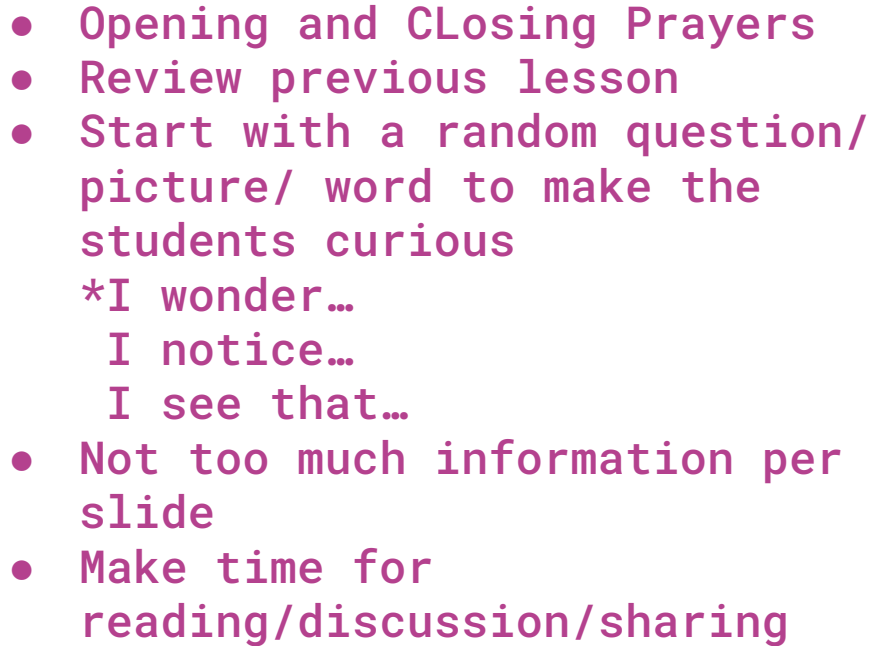
Frequent questioning and feedback: Thumb up-Thumb down; cold calling; exit ticket



Adapt as Needed

Flexibility to adjust based on student responses:
review more certain concepts, one-on-one talk, compliments and positive feedback

Kahoot sample

- 
- Opening and Closing Prayers
 - Review previous lesson
 - Start with a random question/
picture/ word to make the
students curious
 - *I wonder...
 - I notice...
 - I see that...
 - Not too much information per
slide
 - Make time for
reading/discussion/sharing

Opening Prayer: Our Father

Our Father, Who art in heaven, hallowed be Thy name;
Thy kingdom come; Thy will be done
on earth as it is in heaven.
Give us this day our daily bread;
and forgive us our trespasses
as we forgive those who trespass against us;
and lead us not into temptation, but deliver us from evil.
Amen.



God saw that
everything he
has made was
GOOD.

Review Lesson 2: God, Our Loving Father

1. taught us that God is our father. (.....Prayer)
2. God is our Father. He gives us the best gift that is, our Savior.
3. God takes care of us and knows what we!
4. God us, and He wants us to

Have you ever wondered?

- What is rule/instruction?
- Why parents/teachers give you rule/instruction to follow?
- Would God have rules/instruction for us? Why?
- The lesson today is all about **a number**....



Agenda

10/14/2023

- * Review lesson 1 and 2
- * Lesson 3: God Give Us The Ten Commandments



Lesson 3:

God Give Us The Ten Commandments

What is The 10 Commandments?

Who give us The 10 Commandments?

Why did God give us The 10 Commandments?

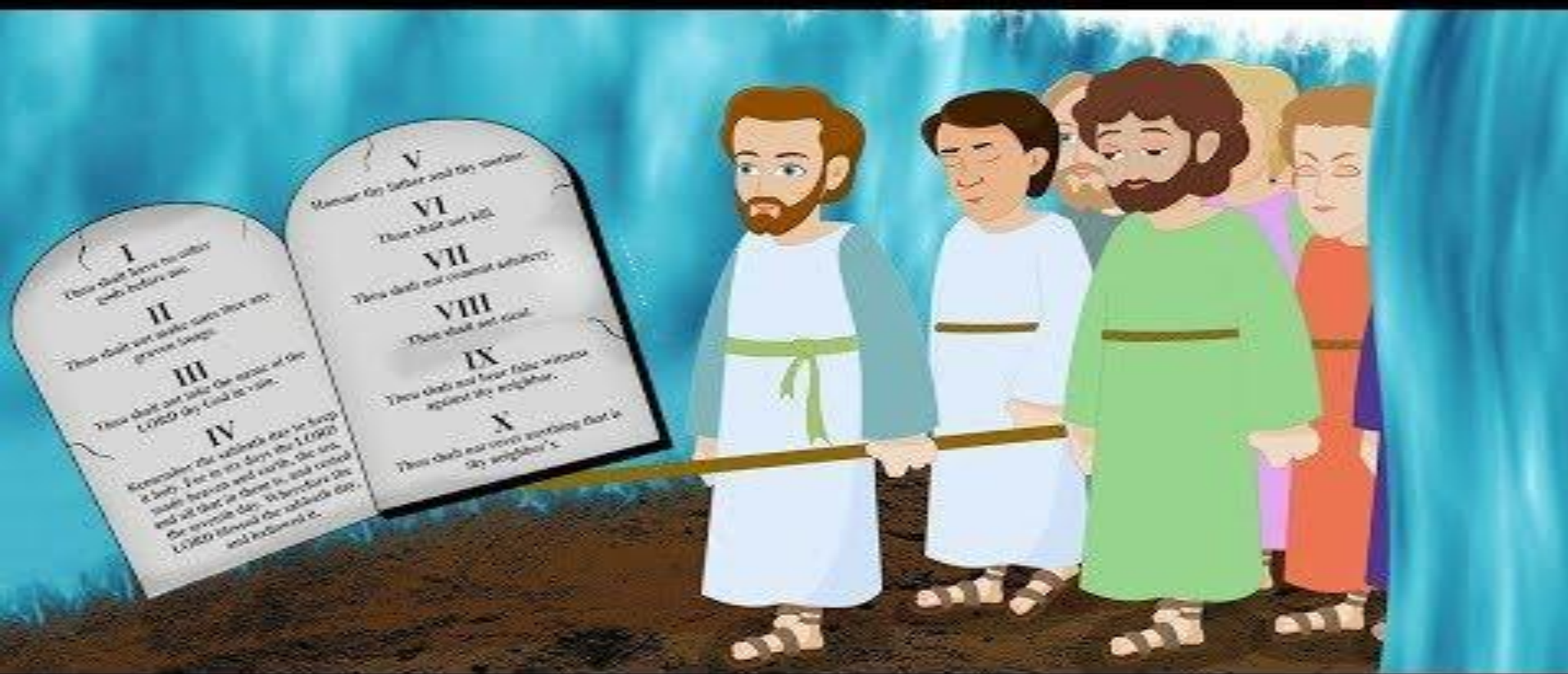
The Ten Commandments

1. I am the LORD your God: you shall not have strange Gods before me.
2. You shall not take the name of the LORD your God in vain.
3. Remember to keep holy the LORD'S Day.
4. Honor your father and your mother.
5. You shall not kill.
6. You shall not commit adultery.
7. You shall not steal.
8. You shall not bear false witness against your neighbor.
9. You shall not covet your neighbor's wife.
10. You shall not covet your neighbor's goods.

Story Time:

To students: Please watch the video, then notes 3 things you learn from it.

Challenge: Can you summarize the story in the video?



“If you will obey Me and keep
my covenant, you will be my
own people, my chosen people”
(*Exodus 19:5*)

Covenant: A strong agreement between two parties

The Ten Commandments

1. I am the LORD your God: you shall not have strange Gods before me.

2. You shall not take the name of the LORD your God in vain.

3. Remember to keep holy the LORD'S Day.

4. Honor your father and your mother.

5. You shall not kill.

6. You shall not commit adultery.

7. You shall not steal.

8. You shall not bear false witness against your neighbor.

9. You shall not covet your neighbor's wife.

10. You shall not covet your neighbor's goods.

1. Worship only one true God

2. Use God's name with respect and refrain from swearing

3. Keep the Sabbath day holy, dedicated to God and rest

4. Honor and respect your parents

5. Do not harm or hurt others

6. Stay faithful to your spouse when you grow up

7. Do not steal anything that belongs to others

8. Speak the truth and avoid lying


9. No cheating in any situation.

10. Be content and grateful for what you have

Learning Our Faith

God gives us directions in the Ten Commandments to help us live happily together here on earth, and later in heaven with Him. God does so because He loves us.

Project: The 10 Commandments mini book.



- Create the Cover with title "The 10 Commandments"
- Include your name on the cover
- Make your minibook **UNIQUE** with **color**.

The Ten Commandments

1. I am the LORD your God: you shall not have strange Gods before me.
2. You shall not take the name of the LORD your God in vain.
3. Remember to keep holy the LORD'S Day.
4. Honor your father and your mother.
5. You shall not kill.
6. You shall not commit adultery.
7. You shall not steal.
8. You shall not bear false witness against your neighbor.
9. You shall not covet your neighbor's wife.
10. You shall not covet your neighbor's goods.

What did we learn today?

God gives us in the Ten
Commandments to help us live
here on , and later in with Him. God
does so because

Task to do at home

1. Review lesson 3 (in the book Page 10-14) and complete the exercises.
1. Complete the mini book of TEN COMMANDMENTS

Closing Prayer



FIRST DAY OF SCHOOL - YAYYYYY!!!



- Pray and be prepared
- Set the tone
- Take attendance
- Introduce yourself
- Activities (bingo, meet and greet, index card, etc)
- Set the rules and procedures
- Checking understanding
- Wrap up - Closing prayer

Strategies for Engaging TAs

Clear Expectations

Define roles and responsibilities clearly
(Cell Phone policy)



Regular communication

Keep open lines of communication



Involvement in Planning



Include TAs in lesson planning and preparation

Professional Development



Offer opportunities for TAs to grow

Exchange
contact
before
school






04

**Thay Co chia se kinh nghiem (suu
tam 3 phuong phap tu 3 nguoi)**

- 1. Name & tip**
- 2. Name & tip**
- 3. Name & tip**



**Thank you
teachers.
You are
Awesome**

**Questions
and
Discussion**